
Analyse audit data as easy as 1, 2, 3

Quah Kai Li
SEA Product Manager

15 September 2022



Wolters Kluwer

Global provider of professional information for accountants and professionals in the tax, finance and regulatory sectors.

Every day, you face decisive moments. Our purpose is to help professionals deliver deep impact **when it matters most.**

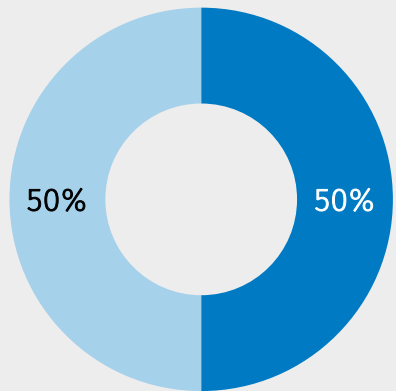
Wolters Kluwer on a page

Tagline

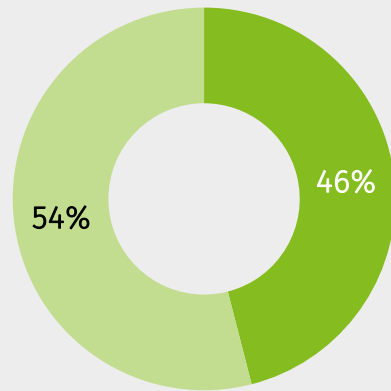
When you have to be right

Purpose

Our purpose is to help professionals deliver **deep impact when it matters most**



Female leadership



Female total workforce

Serving customers in

180+

countries. Operations in 40+ countries

Approximately

19,800


employees worldwide

€4.8

billion revenues


Values

How we behave




Focus on customer success

Customers are at the center of everything we do



Make it Better

We're committed to continuous improvement and innovation



Aim high and deliver

We're responsible for the right results



Win as a team

We're stronger together

Agenda

- Importance of data analytics
- Benefits of data analytics
- How to become an expert data analyser in terms of journal entry testing and trade payables testing
- Identify changes where there is 2 version of data provided
- Use sampling tools to generate samples required during your audit

Market Insights



Greater adoption of technology by external auditors

89%¹

of 28 Singapore - based respondents comprises of audit committee members, board members and CFOs strongly or somewhat agree



Adopted Data Analytics for Audit

8%²

of 178 respondents comprises of big 4, large, medium, small and micro Singapore accounting entities



Return on Investments in Data analytics

39%³

of 45 senior leaders from Australia accounting firms evaluated high/very high return

Source: ¹ The Future of Audit 1H2021 joint research by Deloitte SEA and NTU's Nanyang Business School

² AEensus 2021 conducted by Singapore Accountancy Commission (SAC)

³ May 2022 CommBank Accounting Market Pulse (Australia)

Benefits of data analytics for external audit

- ✓ Better risk management
- ✓ Greater assurance
- ✓ Enhanced efficiency
- ✓ Clearer reporting
- ✓ Improved audit quality

Product Demo

The background is a vibrant blue gradient. In the upper portion, there is a perspective view of a tunnel formed by multiple layers of glowing binary code (0s and 1s) that recede into the distance. The lower portion features several bright, white, glowing light trails that curve and flow across the frame, creating a sense of motion and depth. The overall aesthetic is clean, modern, and high-tech.

Q & A



CCH® ProSystem fx® Engagement



Drive quality and efficiency for all your firm's engagements

Fully integrated ISCA working papers software solution on the market

Learn more →



TeamMate® Analytics



Deliver greater insight through deeper analysis.

Data analytics are a critical part of all business functions – audit and controls are no exception. Use data analytics to inform planning, test against full data sets, spot hidden risks, and add value to your reports.

Learn more →



Connect with us



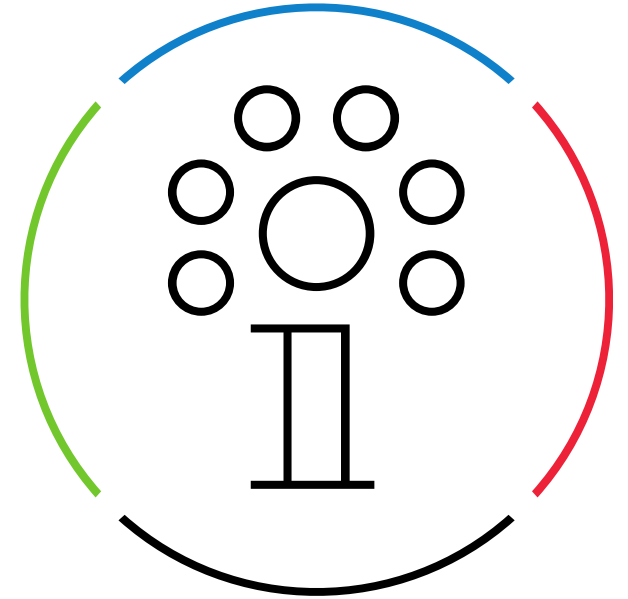
Sandy Cheung
**General Manager & Regional Sales
Director, Wolters Kluwer**

Sandy.cheung@wolterskluwer.com
+65 9662 9625(M) | +65 6211 3920 (O)



Jessica Sim
**Software & Solutions Manager, Wolters
Kluwer**

jessica.sim@wolterskluwer.com
+65 8655 9284(M)



Thanks for attending today's session.

Request more information about today's products scanning this QR code or completing the post webinar evaluation form.

